

رالي دبي الصحراوي

DUBAI INTERNATIONAL BAJA

20TH - 23RD NOVEMBER 2025

SUPPLEMENTARY REGULATIONS

AUTO NATIONAL





Table Of Contents

1) Introduction	3
2) Timetable	3
3) Organisation.....	6
4) Entry Procedure	7
5) Insurance	8
6) National Classes and Prizes.....	9
7) Advertising.....	10
8) Identification Numbers	10
9) Refuelling and Servicing.....	11
10) Starting Order & Finish Procedures	12
11) Navigation and Tracking	12
12) Protest Procedure.....	16
13) Summary of Penalties.....	16
14) Retirements	17
15) Administrative Checks	18
16) Scrutineering.....	19
17) Technical Regulations	20

Appendix 1 Rally HQ and Service Park

Appendix 2 Digital Notice Board

Appendix 3 ERTF Unik4 User Guide

Appendix 4 Competitors Relation Officer



1) Introduction

1.1: On Thursday 20th of November to Sunday 23rd of November 2025, an event titled “Dubai International Baja”, hereinafter referred to as “the Event” will be staged as a round of the 2025 FIA BAJA World Cup and FIA BAJA Middle East Cup in the Emirate of Dubai.

1.2: In addition to the FIA International Event taking place, a national level support Event will run concurrently for National Spec cars and buggies (run to EMSO National Sporting Code, these regulations and certain parts of the FIA International Sporting Code, FIA Cross Country Sporting Regulations when referred to in these regulations.

Those running in the national category must comply with these regulations.

1.3: The Event is a rally, with the competitors ranked in the order of how quickly they have completed both passing of the stages (subject to any penalties being added). Failure to complete less than 75% of the total accumulative Specials Stage distance of the rally will result in a competitor being considered to have not finished the rally (DNF).

1.4: The digital notice board for the National class will be on the Sportity app.
Code is **25DIBNATAUTO**

2) Timetable

Date	Time		Location
24/08/2025	09:00	Issuing of Rally Guide	Event Website & Sportity
09/08/2025	09:00	Entries open	Event Website
11/15/2025	09:00	Publishing of the supplementary regulations	Event Website & Sportity
25/10/2025	17:00	Closing date of entries at reduced fees	Event Website
06/11/2025	17:00	Closing date for entries	Event Website
	17:00	Closing date for order of extra service in SP	Event Website
13/11/2025	17:00	Publication of the entry list	Event Website & Sportity
	17:00	Publication of the Documentation & Scrutineering timetable	Event Website & Sportity
19/11/2025	09:00 - 18:00	Service Park opened for logistic offloading only.	Festival City Mall, South Parking
19/11/2025	17:00	Applications for Media Accreditation close	Event Website
19/11/2025	15:00 - 17:00	Administrative checks & collection of documents	Service Park, Admin Tent
	15:30 - 17:30	Collection of rally safety tracking system	Service Park, Admin Tent
	15:30 - 17:30	Collection of navigation GPS (NAV-GPS)	Service Park, Admin Tent



	16:00 - 18:00	Scrutineering	Festival City Mall, South Parking, EMSO Scrutineering Tent near Parc Ferme
Date	Time		Location
20/11/2025	07:00 - 22:00	Rally Office open	Service Park, Festival City Mall, EMSO Caravan
	08:00 - 19:00	Opening of Media Centre	Dubai Festival City Mall, Service Park Tent
	08:00 - 19:00	Media Accreditation	Dubai Festival City Mall Service Park Tent
	18:30 - 20:00	Pre-Event Press Conference	Dubai Police Officers Club
	18:30 – 20:00	Competitors Briefing by Clerk of the Course	Dubai Police Officers Club
	18:00	Publication of the start list for Prologue and Ceremonial Start	Digital Notice Board

Date	Time		Location
21/11/2025	07:00 - 23:00	Rally Office open	Service Park, Festival City Mall
	08:00 - 19:00	Opening of Media Centre	Dubai Festival City Mall, Service Park Tent
	8:30-10:00	Prologue Unloading Zone open	Hatta - Hatta Hall Parking Lot
	10:00	Departure of from the prologue Pre-Start area (1 st National Auto/SSV) —	Hatta - Hatta Hall Parking Lot
	10:20	Start of Prologue (1 st National Auto/SSV)	Wadi Hatta
	18:15	Publication of the Provisional Classification of the Prologue	Digital Notice Board
	20:00	Ceremonial Start (1 st Moto)	Festival City Mall, Festival Bay
	20:00	Publication of the start list for TC0	Digital Notice Board

Date	Time		Location
22/11/2025	07:30 - 19:00	Rally Office opening hours	Service Park - Festival City Mall
	07:30 - 19:00	Opening of media centre	Festival City Mall - Service Park tent
	08:01	Start of the Rally – Stage 1 (1 st Moto), Section 2	Exit of Service Park - Dubai Festival City Mall
	09:36	Issuing of the road book (1 st Moto)	Start of SS 1
	11:40	Finish of Stage 1 (estimated time of 1 st Moto)	End of SS 1



	20:00	Publication of start list for Stage 2	Digital Notice Board
	22:00	TC 1C closes for all classified vehicles (except those Re -Starting)	Parc Fermé In
Date	Time		Location
23/11/2025	06:00 - 19:00	Rally Office opening hours	Service Park - Festival City Mall
	06:30 - 19:00	Opening of media centre	Festival City Mall - Service Park tent
	07:01	Start Stage 2 (1 st Moto)	Parc Fermé
	08:36	Issuing of the road book (1 st Moto)	Start of SS 2
	10:45	Finish of Stage 2 (estimated time of 1 st Moto)	End of SS 2
	Immediately after entering TC2B	Final scrutineering (following the marshals' instructions)	In Parc Ferme
	17:30	Publication of Provisional Classification	Digital Notice Board
	After the Stewards have declared the Classification final	Publication of Final Classification	Digital Notice Board
	19:00	Podium Ceremony & Prize-giving	TBC - Bulletin on Digital Notice Board



3) Organisation

3.1: Organiser's name

Emirates Motorsports Organization (EMSO)

3.2: Address and contact details

Dubai International Baja
P.O. Box 5078
Dubai, United Arab Emirates
Email: Entry@emso.ae

Tel: + 971 4 2961122
Fax: + 971 4 2961133

<http://www.dubaiinternationalbaja.com/>

3.3 Organisation Committee

Chairman:	Khalid Bin Sulayem
Members:	Adel Sarris John Spiller Atiq Hassan Mubarak

3.4: National Officials

Event Director:	Bryan Gener
Clerk of the Course:	Jean-Francois Lefebvre
Route Director:	John Spiller
Safety Officer:	John Paul Corpuz
Chief Medical Officer:	Dr. Sean Petherbridge
Chief Technical Scrutineer	Igor Sabodosh
Chair Person of the Stewards:	TBC
Steward:	Andreja Prel
Steward:	Joshua Dcruz
CRO:	Fady Aoun



4) Entry Procedure

4.1 To enter, the National entry form must be completed and submitted by close of business on 6th November 2025, and none will be accepted after that point. To enter, the National form must be completed and submitted online [here](#). Any questions may be sent to entry@emso.ae.

Conditions for competitors/drivers to enter in National category:

Driver never entered in FIA World Cup or FIA World Championship event.

4.2 Competitor Licences

Crews entering the National Auto and SSV Buggy Event must hold a minimum of a National Rally Licence, issued by either the EMSO or another FIA member ASN.

Should the competitor have a licence from an ASN other than the EMSO, it must be accompanied by the appropriate Start Permission.

4.3 OVERSEAS DRIVER/CODRIVER SPECIFICITY:

Medical insurance / Repatriation insurance is compulsory.

The UAE rate of the entry will increase according to the cost of the insurance. If Two crews are Overseas, the rate of the entry will be the applicable FIA Overseas rate. **Cost by person AED 2685.**

4.4 Service Crew

Service crew and vehicles will need to register and can find the entry form on the Event website [here](#).

4.5 On-Board Cameras:

If requested by the organizer's film production crew, a competitor must carry an on-board camera or other recording device and the devices' location must be approved by the scrutineers on the day. Competitors wishing to use personal cameras inside their vehicles must inform the organization in writing prior to the Event start or at administration on the day of the Event to the CRO. Location must be approved by a scrutineer.

4.6 Use of Image rights

The competitor & their team recognize that the Dubai International Baja is a promotional operation from which they can benefit by the coverage they acquire there. The Organizer holds all the rights necessary for the production and retransmission, in all mediums, all over the world, of images and sounds related to this Event. In order to allow the widest possible dissemination and promotion of the Dubai International Baja, any person participating in the rally is subject to the rules and acknowledges that their participation in the Event authorizes the organizer and their



rights holders, or others having cause to reproduce and represent, without remuneration of any kind, their names, voice, image, biography and more generally their sports performance in the framework of the rally as well as the brand/s of its suppliers, manufacturers and sponsors, in any form, on any existing or future medium, in any format, for any communication to the public worldwide, for any use including for advertising and / or commercial purposes without any other limitation than those referred to below, and for the duration of the protection currently granted to these holdings by the laws or regulations, the judicial and/or arbitral awards from any country as well as current or future international conventions, including any extensions that may be made to this duration. The participants concede to the Organizer, in name and on behalf of their sponsors and/or the manufacturer of their vehicle, the right, as part of any exploitation derived from the Event, including sponsors and media of the Event, to reproduce in whole or in part at the discretion of the organizer on any existing or future support, worldwide, without any limitation, for the most longest duration legally recognized by both UAE and foreign laws, current or future international conventions including for any extensions that may be made to this duration, names, trademarks or logos of said sponsors and / or visual machines/vehicles.

5) Insurance

5.1 Public Liability Insurance cover

The entry fee includes cover for third party civil liability coverage of the competitor from the start of documentation until retirement/ disqualification, the limit for protests and appeals, post Event Scrutineering.

Only Competitive vehicles (non GCC) are covered for Civil Liability towards Third Parties (Road Legal), from 17th -25th November 2025.

This cover provides for a maximum liability, in respect of any one claim or series of claims resulting from one accident, of AED 38,888,000 (USD 10,581,800. Damages to rally and/or service cars as well as the liability of a crew member towards other crew members are not covered by the insurance provided by the organizers.

5.2 Overseas & GCC entries cover

Accident & Sickness Emergency Medical and Repatriation expense is **NOT** included in the entry fee to a level of AED 90,000 more than AED 15,000. An additional fee to cover this cost will need to be charged to all entries that are not having an EMSO competition licence. (See section 4.2)

5.3 Declaration in case of accident

In case of an accident leading to an insurance claim, the competitor or his representative must make a written statement to the Clerk of the Course, the Competitors Relations Officer, or directly to the Organizer, immediately. This statement must mention the accident circumstances, the names and addresses of the casualties, as well as contact. Any breach of this rule will be reported



and may result in a penalty, at the discretion of the Stewards. Nevertheless, if a driver taking part in the rally is involved in an accident in which a member of the public sustains physical injury, the driver concerned must report this to the next passage control as specified in the road book.

5.4 Individual Accident Insurance

It is highly recommended to take out additional individual accident insurance, which may allow the Competitors to cover additional costs, with an insurance company of their choice.

5.5 Medical insurance rules in UAE

It is important for all Competitors to fully understand the situation with regards to medical expenses according to the UAE rules.

In the event that “you” the registered Competitor has an accident during the Event and requires medical attention in a hospital then the following procedure needs to be followed:

- **On release from Hospital any Medical costs need to be settled by you or a third party before leaving the hospital and the complete original medical documentation must to be collected.**

In case of accident, a claim form will be sent to you or third party by email, which needs to be completed along with the Hospital report and receipt.

Once received and verified, then these documents are forwarded onto our Insurance Company for review and process.

Please note than there is an excess applicable to all insurance claims. By the fact to sign your entry form, you fully understand the above, and the medical costs must be settled before leaving the hospital.

6) National Classes & Prizes

6.1 Classes

AUTO	
Class	Restrictions
SSV STOCK	4 wheeled, OEM Side-by-Side type vehicle with maximum 1000cc naturally aspirated engine. Vehicle must have a valid EMSO or ASN Technical Passport. Prototype chassis not allowed.
SSV PRO	4 wheeled, OEM Side-by-Side type vehicles with naturally aspirated engine capacity greater then 1000cc or maximum engine capacity 1000cc with turbo. Prototype chassis not allowed. Additionally, FIA T3 and T4 not complying with FIA Appendix J, Art 286/286A will be accepted in this class.
T1	T1 vehicle that do not comply with the applicable FIA Appendix J, Art 282, 283 or 285. All Vehicles must hold a valid FIA or ASN Technical Passport.



T2	T2 vehicle that do not comply with the applicable FIA Appendix J, Art 282,283 or 284. All Vehicles must hold a valid FIA or ASN Technical Passport.
----	---

6.2 Prizes

The following prizes will be awarded for National class SSV STOCK and SSV PRO vehicles only:

- SSV STOCK - 1st, 2nd and 3rd Place Overall Two trophies each
- SSV PRO - 1st, 2nd and 3rd Place Overall Two trophies each

7) Advertising

7.1: Advertising on competitive vehicles must be in conformity with Article 10.6 of the 2024 ISC as well as Article 20 of the 2025 FIA Cross Country Rally Sporting Regulations.

7.2: Advertising identification

Composition of Organizers' compulsory and optional advertising will be presented and included in special spacing chart. Please refer to 2025 FIA Cross Country Rally Sporting Regulation, section 19.

7.3: Advertising Plan

In accordance with Art. 20 of the 2025 FIA Cross Country Rally Sporting Regulations.

8) Identification Numbers

- Size of rally plates (width x height): front and rear plate: 19 x 18cm
- Size of race number panels (width x height): left and right panel 30 x 31cm
- Size of windscreen band (width x height): 110 x 10cm
- Size of optional advertising panels (width x height): left and right panel 30 x 31 cm





9) Refuelling and Servicing

9.1 All National competitors may only refuel and service in permitted areas in the Service Park at Dubai Festival City Mall or at any designated refuel zone in the road book. Only tasks directly related to refuelling may be performed inside an RZ. All personnel involved in refuelling must wear fire-protective clothing, including long trousers, long-sleeved top, closed shoes, gloves, and a balaclava. The vehicle engine must be switched off during refuelling, and the crew must stay outside the vehicle. The competitor is solely responsible for the refuelling process, including compliance and fuel quantity.

9.2 All National competitors will be subjected to a mandatory **20-minute** stop at all designated refuel zones. **It is the competitors own decision whether or not to refuel at these zones, however they must STOP.** These mandatory refuel zone stops allow all competitors irrespective of fuel range to compete equally and ensures that refuelling is conducted safely. Failure to comply will result in a penalty of 40 mins for each infraction. **9.3** During stage refueling, only the main fuel tank may be filled. Refuelling of the sub tanks or any aux. tanks is not permitted under any circumstances.

9.3 Assistance allowed

Competitors whose vehicle is not road registered with a UAE white plate. Will need to arrange their own team assistance to tow the competition vehicle by trailer to the DSS from the service park and from the ASS back to the service park. No vehicle which is not road registered while displaying the correct licence plate and insured, may be driven on the public roads.

The Service Park will be in the vicinity of Dubai Festival City Mall, South Parking Lot. The speed of vehicles in the service park may not exceed 25 km/h. A layout of the Service Park will be posted on DNB one week in an updated Rally guide before the event. From TC P0 onwards, service of a competing car may be carried out in Service Areas (Service Parks and Bivouacs) and road sections.

9.3.1 After the finish of Stage 1 and the arrival to the Bivouac/Service Park on 22 November there is no timed service.

9.3.2 Any service is forbidden during Selective Sections. Only crews from National group vehicles still in the competition for the current Stage/SS may assist each other.



10) Starting Order & Finish Procedures

10.1 National Cars will follow the itinerary of the international Event. That itinerary and starting order will be published prior to the start of the Event.

10.2 A prologue will be organized to establish the start order for the following section of the event. The prologue will take place in the Hatta area close to the Dubai/Oman border. This is approximately 130kms from the Service Park. All National Cars/SSVs that are not street legal, should plan to trailer their vehicles to Hatta and back to Dubai. Any competitor that fails to start, or does not complete the prologue section, will be penalized and start last on SS1.

The national class vehicles will start 30 mins after the last FIA car for Stages 1 and 2.

10.3 The ceremonial start will take place on Friday 21 November at Dubai Festival City Mall - Waterfront Bay, see Art. 2

10.4 On Sunday 23 November, all the vehicles will enter a Parc Fermé next to the Service Park after completing Stage 2. Before entering the Parc Fermé all navigation and safety devices will be removed by the service provider. The onus is on the Competitor to immediately collect the holding deposit from EMSO Account Department in Documentation room. In case of deposit refund by bank transfer requested by the Competitor or Team, a mandatory electronic transfer fees will be systematically applied

11) Navigation and Tracking

11.1 Road Book

11.1.1 Whilst the route generally avoids being in proximity of camel farms, competitors are advised when driving in the vicinity their speed should be restricted. Crews must take every precaution to minimize the nuisance and disturbance to all forms of livestock at all times.

11.1.2 The route of the Event will be defined by the road book and a combination of visible and hidden GPS waypoints. Each vehicle must be equipped with a:

1. ERTF Unik 4 GPS kit

Each entrant must order their own ERTF equipment and can find the details on how to order in the Rally Guide or [here](#) on the ERTF website.

11.1.3 The Organiser will issue the Road Book one day at a time

- A digital Road Book will be used.



- Modifications of the opening team will be in the road book.

Road Book for the SS will be automatically unlocked at TC DSS. Any action which causes the unlocking of the GPS before the check-in of the crew at TC DSS will be reported to the Stewards.

11.1.4 Official time used during the event:

- Gulf Standard Time Zone (GMT +4)

11.2 Tracking Equipment

11.2.1 Each vehicle must be equipped with a Competitor Tracking Device that will be provided at scrutineering by SPORTTRAXX (COMPULSORY).

11.2.2 The Sporttraxx Tracking cost has been included in the Entry Fee. No additional brackets or aerials are required. A **€250** deposit will be taken for the safe return of the devices at event administration office.

11.2.3 You can download the Sporttraxx Tracking app from the Google or Apple stores below.

Google App Store:

<https://play.google.com/store/search?q=sporttraxx&c=apps>

Apple App Store:

<https://apps.apple.com/pl/app/sporttraxx-races/id1573718426>



11.3 Other Forms of Communications

11.3.1 All VHF, HF, CB transmitter/receiver or other electronic means of communication, other than GSM and/or satellite telephone, are forbidden.

11.3.2 Conditions of use of Satellite and GSM telephones:

For safety reasons the presence of a satellite telephone and/or a GSM phone (except PDAs or GSM phones featuring a GPS function or maps) on board vehicles is authorized. The number(s)



must be given to the organizers during administrative checks. In no case may telephones be in 'on' mode during selective sections. Spot checks will be made. Only in case of problems may telephones be used, only outside of the vehicle, with the vehicle stopped, to signal a retirement, an accident or a breakdown.

All infractions will result in penalties up to and including disqualification from the race.

No permanent aerial, 'hands-free' kit, fixed installation or pre-wiring is authorized in the vehicle. No SMS, MMS, data transmission is allowed, and all equipment such as data cables, infrared links, Blue Tooth, Wi-Fi etc. is banned. Only the telephone mode is allowed to be used. All infractions will result in disqualification from the race. Checks will be made throughout the rally.

Only GSM telephones and/or GSM's functions of PDA's, computers and other systems may be used from within the cockpit as a telephone on road sections.

Radio and transmissions

Only the following aerals will be authorized:

- For the race GPS, provided by the organisers suppliers,
- Satellite and/or GSM link to the Tracking Devices, provided by the organiser's suppliers

To the exclusion of all other type of aerial, linked or not, of type Standard C, D+, M, mini M, Argos, radios, telephones etc. All infractions may result in exclusion from the race.

The presence of one of these means of communication on board an assistance vehicle will result in the immediate exclusion from the rally of all competitors in the rally having any link other than GSM or satellite phone with the assistance vehicle in question.

11.4 Navigation

11.4.1 The fitting of any type of GPS other than the model specified and supplied by ERTF is forbidden. The use of all types of navigation equipment other than that compulsory described below will result in exclusion from the Event.

1. Trip meter. Total and/or partial distance recorder operated solely by the rotation of the wheels, gearbox or transmission. Compulsory.
2. Magnetic Compass. Indicates the compass (magnetic) heading of the vehicle. Optional.
3. Compass heading repeater linked to each fixed GPS. Optional.
4. A fixed GPS system supplied on a hire basis by the official navigation equipment supplier.



The following use restrictions apply:

- A spare of items 1 & 4 above may be fitted while there may only be one of item 2.
- No linking of the equipment either internal or external is authorized except between items 3 & 4.

11.4.2 The following general restrictions apply:

- No navigation equipment with a mapping facility is permitted
- All equipment supplied by the organisers will incorporate a unique identification code as well as a means of checking the route followed by the competitor on the day's stage
- Checks will be carried out and equipment may be exchanged for verification purposes
- Penalties for infringement are up to and including disqualification.

11.5 Accidents on Route

Should a competitor arrive at the scene of an accident, which involves injury, they must stop and provide whatever assistance is appropriate until the arrival of the emergency services. A competitor who stops to aid another competitor may apply in writing to the stewards for a time allowance to be applied.

Any crew that witnesses an accident placing another competitor in physical danger must:

- Stop,
- Press the Emergency button on their 'tracking system'
- Contact Rally HQ using the either their tracking system, or a GSM Phone, to report the situation,
- Wait for the rescue service or another competitor to arrive,

11.6 Selective Sections

Special Selective are sometimes run on non-private roads and Bedouin tracks in the desert and it is recommended to exercise particular care towards local traffic that may be in the vicinity.

11.7: Reconnaissance

Any form of reconnaissance of the route, whether by a competitor himself or any party associated, directly or indirectly, with a competitor is strictly prohibited. The possession of route notes, other than those issued by the organizers of the 2024 Dubai International Baja, or the storage of GPS waypoints from previous years' Events is prohibited. Competitors who fail to observe these bans will be refused a Start or will be disqualified from the Event. A commercially available map, free of any markings, other than those deduced from the organizer's road book may be carried on board a competing vehicle.



11.8 Tests

Competitors who wish to perform tests in Dubai prior to the Event are required to notify the Organisers of their intentions, with details of dates/timing/location and obtain written permission. On application, areas within which it is permitted to test will be advised or confirmed to the applicant.

12) Protest Procedure

12.1 Any competitor who wishes to appeal a sporting decision must do so to the Steward of the Event within 30 minutes of the publication of the provisional results of the Event on the official noticeboard. **The protest must be in writing and accompanied by the National Protest fee of AED 1500.**

12.2 Should the protest be unsuccessful; the competitor will forfeit the protest fee.

12.3 In the event of a pending protest, the awards ceremony will continue as scheduled and be based on the published provisional results.

12.4 Any competitor that wishes to appeal a decision, must follow procedure mentioned in EMSO National Sporting Code, Section 10 regulations.

13) Summary of Penalties

SUMMARY OF PENALTIES	FIACCR SR SR NO. FIA ISC	ASN Sanction	Start refused	Disqualification	Time Penalty	Pecuniary Penalty	Penalty Stewards Discretion
Fixed Penalty	CCRSR 20				10 hours		May go to X
Retirement of a crew member or having 3rd party on board	CCRSR 2.9			X			
Fraudulent action, incorrect, unsporting action by competitor or crew member	ISC 12.1	X		X			May go to X
Absence or incorrect positioning of race number or plate	CCRSR 19.7					10% of entry fees	
Road Book not followed. Straying of more than 0.2 km from a Visible Waypoint (WPV)	SR 13.3.2				15 min per WPV		
Use of communications equipment	SR 53						May go to X
Failure to report Leg retirement	SR 11.9				5 hours		
Air assistance between the Start & finish of a leg	CCRSR 49.1.5			X			
Signposting	CCRSR 53						X



Absence or damaging of compulsory/optional advertising: 1 st offence 2 nd offence	CCRSR 19.7					10% fees 100% fees	
Speeding above 30 km/h in the designated assistance area	SR 14.3						May go as far as X
Refuelling Repairs in the Start of Leg Parc Fermé	CCRSR 33/45		X	X			
Vehicle failing to comply with the safety regulations	CCRSR 17.3		X				
Responsibility / Absence of identification marks	CCRSR 19			X			
Absence of seals, marks (Group T2)	Appendix 2						Transfer to Group T1
Failure of National competitor to stop at each designated refuel area.							40 min per infringement

14) Retirements

14.1 In the event of a mechanical failure/ retirement during a Leg, in this case, you must notify the Clerk of the Course that you consider yourself to be retired on that Leg and request their permission to recover the vehicle and/or receive outside assistance (Authorized Assistance). You can wait for the Sweep/Course Closing Team to arrive and they will take you to the time control at the end of the leg. You must make your own personal arrangements, at your cost, for the recovery of your vehicle.

Clarification: A competitor who retires from a leg but intends to restart must hand in his time card immediately on arrival at the time control at the end of the leg. Failure to hand in the time card will incur a penalty of 5 hours.

14.2 Should a competitor not be able to complete the first loop of the stage, they will not be permitted to start the second loop and will be considered to have retired from the leg.

14.3 In the event that a competitor retires from the Event, it is their responsibility to report that retirement to the Clerk of the Course in Rally Control. Failure to do so will result in a penalty at the discretion of the Clerk of the Course or Stewards.



15) Administrative Checks

15.1 Location

Administrative checks take place in the Rally Administration tent located in the Service Park on **November 19th**. A timetable will be published one week before the Event.

15.2 Time control

Any member, taking part in the Event, must be present at the Administrative Checks according to the established timetable.

The secretary records fact and time of appearance at the Documentation. The exact time schedule will be published in an information bulletin on Sportity App.

15.3 Original Documents to be presented at Documentation (copy of these documents must be send with the entry form:

Personal:

- ID Card for UAE Nationality or Passport for Overseas
- Resident visa when applicable
- Valid driver and co-driver 2025 National Competition license, or For Overseas
- Valid FIA or ASN Competitor license (Entrant/Competitor),
- ASN permission (ASN letter of approval) for the participants with licenses issued by an ASN other than the EMSO,
- Driving License valid for the driven vehicle type (for each crew / Both side),
- Entry form details and payment of entry fees,
- Signing of the Indemnity Form/Scrutineering document.

Vehicle:

- Certificate of ownership of the vehicle or authorization from the registered owner,
- Current vehicle registration document for the home country
- VIN Document (when the vehicle is not road registered).
- Proof of Vehicle Insurance (when the vehicle is road registered).
- Technical Passport from ASN or FIA



16) Scrutineering

16.1 Location

- Dubai Festival City Mall/South Parking Lot– DIB Service Park, Scrutineering Tent next to Parc Ferme

16.2 Times / schedule

- On November 19th in accordance with the timetable to be published on Sportity 1 day prior to Event.

Any crew reporting to scrutineering and/or the administrative checks outside the time limits prescribed in the regulations will be penalized, except in a case of force majeure duly recognized as such by the stewards, (2025 FIA Cross Country Rally Sporting Regulation; Article 23.2).

16.3 Any vehicle and/or crew arriving more than 15 minutes late of their assigned time will incur a penalty of AED 250 for every 15 minutes of lateness, to a maximum of 30mins. Thereafter, the competitor will be reported to the stewards who may apply penalties at their discretion.

16.4 Only those crews who have completed the Administrative checks may present their vehicle at Scrutineering in accordance with the published time schedule.

16.5 Competitors must comply with the following when arriving for scrutineering:

- All rally plates, competition numbers and advertising plates must be in position (refer to SR, Articles 8 and 9).
- Produce safety helmets and safety clothing for inspection for compliance to National Regulations.
- Produce the Scrutineering booklet – as issued at Documentation.
- Produce GPS in working order, fitted permanently to the vehicle.
- Produce the provided tracking device in working order.
- Produce the Sentinel Device, in working order, fitted permanently to the vehicle.

Scrutineering carried out before the start of the rally will be of a general nature to ensure general conformity with the Group and Class entered. Acceptance of any vehicle by the scrutineer does not in any way imply that the vehicle complies with these technical regulations.



17) Technical Regulations

17.1 Tyres

17.1.1 Tyres are free , must remain in good condition and or free from defects.

17.1.2 Vehicle must be fitted with a spare wheel. (This is due to the distance covered in the Event)

17.1.3 Inflating / deflating operation must only be carried out while the car is not in motion.

17.2 Fuel

Fuel must be:

- Unleaded; and
- Be no more than 98 RON.
- Fuel, the cost of which is included in the entry fees, will be available next to the **Service Park in the Refuelling Station**, and designated refuelling zones as per the Roadbook. Competition vehicles bearing identification stickers will only be allowed to refuel in these area. Fuel will not be dispensed into auxiliary containers.
- Service Crew vehicles with identification stickers

17.3 Chassis & Safety Cage

17.3.1 Must have a safety cage according to National Standard mentioned in section 17.3.2 or according to FIA Appendix J.

17.3.2 EMSO National Standard Roll Cage

SSV vehicles fitted with the OEM roll cage, must be upgrade the structure in the below two minimum locations.



Pic 17.1 Examples of main roll bar brace for both driver and driver/co-driver configuration.



Pic 17.2 Example of windscreen brace.

- **Location 1:** One rear main roll bar brace across the back of the driver head. Reference Pic 17.1
- **Location 2:** One windscreen brace on the driver side and if Co-driver is present, fitted to the passenger side. Reference 17.2 for brace location.
- All above additional bars shall be minimum 38mm diameter with 2.5mm wall thickness with all material specifications as per FIA Appendix J regulations.
- All additional bars listed above should comprise of joints which must be welded or bolted to the original roll cage structure. Mounting hardware should use Grade 8 bolts or higher.



Alternatively, vehicles can replace either the partial upper half or complete roll cage as below:

- Aftermarket complete or upper half replacement roll cages may be accepted and approved by EMSO or the Chief scrutineer.
- Upper replacement roll cage structure should connect to the original base chassis in a minimum 4 points and shall use minimum diameter/thickness of 45mm x 2.5mm or 1.75" x 0.095".
- Complete roll cage structures should incorporate a basic 6-point design and shall use minimum diameter/thickness of 45mm x 2.5mm or 1.75" x 0.095

All Mounting hardware should use Grade 8 bolts or higher.

17.4 Fuel Cell

17.4.1 The tank must be contained in a housing attached to the chassis/Safety Cage, housing should be aluminium with a minimum thickness of 3 mm or 10 mm with composite material.

17.4.2 Custom made aluminium tanks will be allowed. Roto-Moulded tanks allowed. (Recommended minimum FIA FT3-1999)

17.4.3 The filler cap and vent lines should be routed outside the driver/passenger compartment.

17.4.4. Vehicles fitted with a fuel tank with a filler neck located in the passenger compartment must be equipped with a non-return valve homologated by the FIA (Technical List n°18) or equivalent to this standard. This valve, of the type "with one or two flaps", must be installed in the filler neck on the tank side

17.4.5 OEM fuel tank allowed if fitted in the original position using the original mounting device.

17.4.6 Competitors must ensure their fuel tank will supply them with at least **75 km** of driving range in rough desert terrain.

17.5 Bodywork

17.5.1 The windscreen is optional. If fitted, must be made of laminated safety glass.

17.5.2 The vehicle must be fitted with at least one rear-view mirror to ensure that the driver can view vehicles behind him when in the seated position. (Recommend two side mirrors)

17.5.3 All original interior body panels in the passenger compartment must remain fixed and or cover any openings as originally supplied from the manufacturer.



17.5.4 Vehicles must have retained the factory installed forward facing headlights and or at least one aftermarket replacement light rated at 55 Watts or greater. These lights must be operational. (For safety reasons i.e., dust/fog)

17.5.5 Rearward facing brake lights must be fixed and functioning.

17.5.6 No part of the bodywork may present sharp edges or points.

17.6 Cockpit

17.6.1 Minimum (1) fire extinguisher per crew member must be securely installed in the vehicle within reach of the competitor(s) when seated and wearing their seatbelt. Minimum extinguisher weight should be 2kg. Only quick-release metal fastenings, with at least two metal straps, are accepted.

17.6.2 FIA certified seats and seatbelts are mandatory. They both can be within the homologation date + 2 years.

17.6.3 A seat belt cutter must be within reach of the competitor(s) when seated in the cockpit.

17.6.4 No mechanical part may protrude into the interior of the cockpit. Any equipment that could involve a risk must be protected or covered and must not be situated in the cockpit.

17.6.5 Vehicles without side windows must be fitted with lateral protection nets. Nets are only required on driver side if no co-driver is present.

17.6.6 Seat belts anchorage points shall meet or exceed FIA regulations as specified in Safety Equipment for Cross Country Vehicles Appendix J Article 283 Art 6.2.

17.7 Engine

17.7.1 The location of the engine is from standard vehicle. No modification of engine internals is permitted. It is permitted to add an alternator or modify the standard alternator. Injector pump is free but injectors must remain originally equipped from manufacture on that specific model.

17.7.2 Both Turbo and N/A variants are allowed for Side by Sides based on category describe below:

SSV STOCK:

- Turbo or Supercharged engine not allowed.
- Maximum Naturally aspirated engine size shall be 1000cc.



SSV PRO:

- Maximum Turbo or Supercharged engine size without restrictor shall be 1000cc.
- Maximum Naturally aspirated engine size shall be 2000cc.

17.7.3 No turbo engine allowed for T1 and T2 vehicles.

17.7.4 Intake and exhaust systems are free however no portion of the OEM turbocharger/supercharger may be modified, machined or substituted.

17.7.5 Air filter and position free.

17.7.6 Engine to Transmission must be standard from the concerned vehicle.

17.7.7 Engine water radiator and fan is free, but air flow to this radiator must not pass through cockpit as to protect the crew from any cooling liquid splash in case of a leak. Electric line for fan is free.

17.7.8 Water pump must be standard.

17.8 Exhaust System

17.8.1 Free. In case of turbo. Free only after turbo.

17.8.2 The exhaust must exit from the rear of the vehicle and be visible.

17.9 Gearbox

17.9.1 The gear ratios must remain standard for the vehicle. They must be available through the manufacturers' commercial network.

17.9.2 CVT Type – Belt is free provided they are available through the manufacturers' commercial or aftermarket network.

17.9.3 Manual – Must come from the same vehicle as the engine originally and must be coupled to the engine in the same manner as in the production vehicle. The Gearbox casing must be standard apart from the machining of apertures for oil supply only.

17.9.4 The gear change mechanism must be the same as the standard vehicle.



17.10 Suspension

17.10.1 Uprights, wheel bearings and hubs must come from the standard vehicle.

17.10.2 Steering tie rods are free.

17.10.3 The power steering should stay standard as well as the mechanism position.

17.10.4 The adjustment of the springs and/or shock absorbers from the cockpit is forbidden.

17.10.5 Only one antiroll bar per axle is permitted. The adjustment of the antiroll bars from the cockpit is forbidden.

17.11 Wheels

17.11.1 Free

17.12 Braking

17.12.1 Free. Provided that it is operated and controlled by the driver only.

17.12.2 Pressure is the identical on the wheels on the same axle.

17.12.3 Brakes must use dual circuit master cylinder.

17.13 Personal Protection Equipment

17.13.1 Helmet – Must be FIA or Snell approved – Certified Manufacturer. Helmet must be used in conjunction with an FIA approved Frontal Head Restraint device.

17.13.2 Race Fire Suit – Must be either appropriately FIA Homologated or SFI approved – Certified Manufacturer

17.13.3: Gloves, Underwear, Balaclava, Socks and Shoes – Must be either appropriately FIA Homologated or SFI approved – Certified Manufacturer.

17.13.4 All safety equipment must appear to be in good working order.



17.14 Safety Flag

17.14.1 All SSV vehicles are to be fitted with a flexible flag pole extending at least 1.5 meters above the highest roof point and a Red/Orange coloured flag with minimum dimensions of 30cm X 30cm is to be shown at the top of the pole at all times during competition.





Appendix 1: Rally HQ and Service Park Location

Detailed Service Park maps will be posted on the Sportity Channel and located in the Rally guide.

Dubai Festival City Mall – Parking Lot <https://goo.gl/maps/rtUAb8NyE3hzMubY6>





Appendix 2: Digital Notice Board

The event digital notice board will be posted on the below Sportity channel. All competitors must ensure they download the application, add the channel code and enable notifications to receive event information. There will be no physical notice board.

 **Sportity**

For direct event information please download the Sportity app and insert this password:

25DIBNATAUTO

Sportity app is available in

Available on the **App Store**

Get it on **Google play**

www.sportity.com



Appendix 3: ERTF Unik 4 Roadbook User Guide



MEMO GPS UNIK4 RALLYE RAID – VERSION 2024


CAR/TRUCK


Activation and GPS buttons



ON/OFF
Exit sleep mode

Long press: Open the
Parameters menu

The bell  : Satellite reception indicator. No icon: all clear, good satellite hook. If the bell appears static or flashing, check that the antenna and its cable are connected and not damaged.

The battery  :Power supply indicator. Ni icon: all clear, Unik4 power supply by the vehicle battery. If the battery appears static or flashing, check the connections.

Daily code



Open the **Parameters** menu
by a long press 

Enter the 4 numbers code
given by organisation and
validate with OK

Brightness setting

Remote control

To confirm a choice

Overtake request

To come-back to the
usual situation

Total modification

Reset Partial

Odo +

Odo -



Cross out: Short press
Uncross: Long press

Menu


Note +

Waypoint +

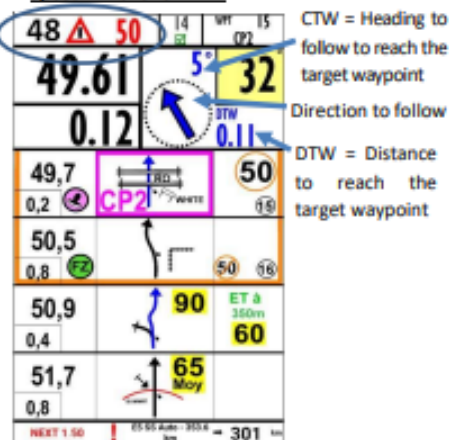
Note -


Waypoint -

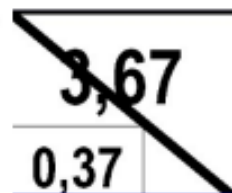
Navigation general screen in WPM



Speed limit zone DZ-FZ



 symbol: If this symbol appears, the GPS is checking the max speed





MEMO GPS UNIK4 RALLYE RAID – VERSION 2024

CAR/TRUCK

Parameters

Default settings are adapted to Rally-Raid navigation. Do not touch it unless you are sure what you are changing.

Annotations for 'MULTI SCREEN' screen:

- Total Odo smaller and Partial Odo Partial larger
- Partial Odo does not appear on the screen
- Odo in inverse video
- To activate if remote control is broken
- Reverses the Note+/Note- arrows direction
- TRIP RST = Odo reset+Note cross out+Go to the next note
- Enter the stage code and validate with OK
- Choose 2 for Auto/Truck and SSV
- To go directly to the 1st DSS

Annotations for 'FULL ROADBOOK' screen:

- Go forward or backward from 1 line or 1 page when pressing on Note+/Note-
- To change the screen to Full Roadbook or Multiscreen
- Border choice for the target line
- To choose the noise intensity
- To set the Speedox function (Speed limit waring sound)
- To activate the waypoint jump
- Choosing the distance from the center of the waypoint to go to the next note
- To set the local time
- To set TRIP +/- distance
- To see the 3 following parameters

Sentinel function

Overtaking

You want to overtake : press for a long time (**more than 2s**) on the **yellow** button or on the STN button of the remote control to send a signal to the vehicle ahead.

The distance to send the overtaking request is as below:

- 250 if speed difference is less than 20km/h
- 400m if speed difference is more than 20km/h
- Beyond 400m, no requests for overtaking will be considered.



Somebody wants to overtake you: **you hear Beep beep beep – Beep beep beep**
Get ready to let the vehicle pass a.s.a.p.

To inform the vehicle which wants to overtake that you have heard is signal and that you are going to let him pass a.s.a.p. **Press briefly the yellow button or the STN button of the remote control (less than 2s - which cuts the sound in the cockpit)**



If you don't acknowledge receipt of the signal, an acknowledgement of receipt is automatically sent at the end of 6s.

Accident

If you breakdown or if you have a crash **in a dangerous place (after a turn or a dune)**: press the **red Alarm button**, you will send a signal to the competitors maximum 250m around regarding the ground.

To stop it, press again the red Alarm button



There is an accident near by: you hear **Beeeeep – beeeep – beeeep**

Note:

The Overtaking function is inactive when the vehicle is stopped or at the bivouac.

The Alarm function is automatically deactivated as soon as the vehicle runs above 20km/h.

February 2024



Appendix 4: Competitors Relation Officer

Name: Fady Aoun

Mobile: TBA by bulletin

Language Spoken: Arabic,
English, French



Principal Missions

Inform the competitors and play a mediating role at all times. They may attend the meeting of the panel of the Stewards, in order to keep abreast of all the decisions taken.

The competitors' relations' officer must be able to be easily identified by the competitors.

Presence During The Rally

When the secretariat is opened, they should have the secretary of the meeting draft a schedule of their duties which shall be posted on the Notice board of the rally and which shall include:

- Presence at Scrutineering
- At the Secretariat of the Meeting
- At the Start of the rally
- At regrouping halts
- In the Parc Fermé at the end of sections
- Near the Parc Fermé at the finish (the latter being dependent on the rally timetable).

Function

- Give accurate answers to all questions asked
- Provide all information or additional clarifications in connection with the Regulations and the running of the rally.

Mediation

Avoid forwarding questions to the stewards, which could be solved satisfactorily by a clear explanation, with the exception of protests (for example, clarify disputes over times, with the assistance of the timekeepers).

The competitors' relations officer shall refrain from saying anything or taking any action, which might give, rise to protests.